



Industry Spotlight

Plastics and Rubber Products Manufacturing

Seguin Zip Code

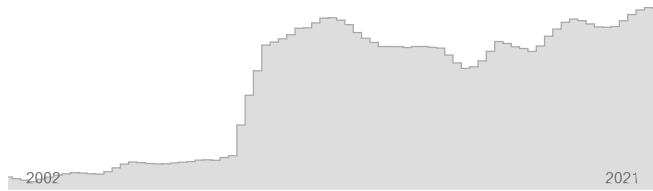


ECONOMIC
DEVELOPMENT
CORPORATION

Industry Snapshot..... 4
Staffing Pattern 5
Employment Distribution by Type..... 6
Postsecondary Programs Linked to Plastics and Rubber Products Manufacturing 7
Seguin Zip Code Regional Map 8
Region Definition 9
Data Notes..... 10
FAQ 10

Plastics and Rubber Products Manufacturing Seguin Zip Code – 2021Q3

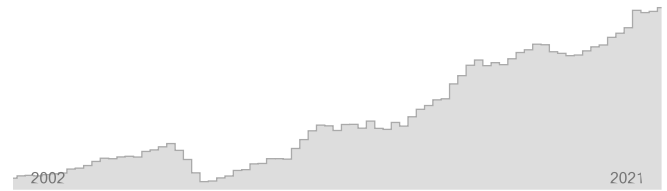
EMPLOYMENT



370

Regional employment / **716,741** in the nation

WAGES



\$60,696

Avg Wages per Worker / **\$59,579** in the nation

0.5%

Avg Ann % Change Last 10 Years / **+1.2%** in the US



1.7%

% of Total Employment / **0.5%** in the US



3.6%

Avg Ann % Change Last 10 Years / **+2.4%** in the US



TOP OCCUPATION GROUPS

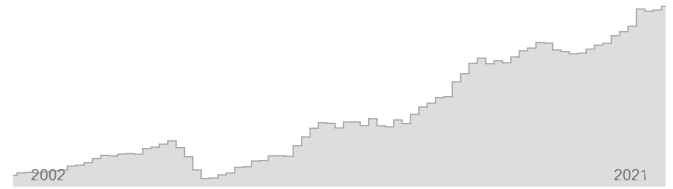


Industry Snapshot

EMPLOYMENT



WAGES




3-Digit Industry	Empl	Avg Ann Wages	LQ	5yr History	Annual Demand	Forecast Ann Growth
Plastics and Rubber Products Manufacturing	370	\$60,696	3.55		46	1.7%

- Employment is one of the broadest and most timely measures of a region's economy. Fluctuations in the number of jobs shed light on the health of an industry. A growing employment base creates more opportunities for regional residents and helps a region grow its population.
- Since wages and salaries generally compose the majority of a household's income, the annual average wages of a region affect its average household income, housing market, quality of life, and other socioeconomic indicators.

Staffing Pattern



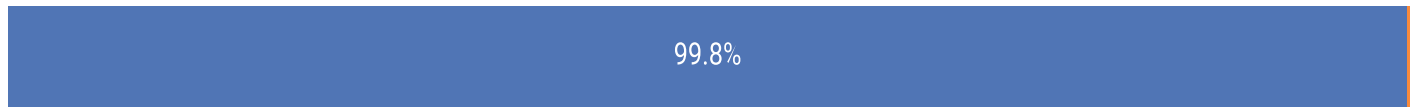
6-digit Occupation	Empl	Avg Ann Wages	Annual Demand
Molding, Coremaking, and Casting Machine Setters, Operators, and Tenders, Metal and Plastic	44	\$28,600	6
Team Assemblers	30	\$24,500	4
Extruding and Drawing Machine Setters, Operators, and Tenders, Metal and Plastic	22	\$30,700	3
First-Line Supervisors of Production and Operating Workers	18	\$59,200	3
Inspectors, Testers, Sorters, Samplers, and Weighers	17	\$35,800	2
Packers and Packagers, Hand	12	\$20,700	2
Laborers and Freight, Stock, and Material Movers, Hand	11	\$32,600	2
Multiple Machine Tool Setters, Operators, and Tenders, Metal and Plastic	10	\$26,900	1
Shipping, Receiving, and Inventory Clerks	9	\$32,100	1
Industrial Machinery Mechanics	9	\$46,000	1
Remaining Component Occupations	163	\$50,900	22
Total	347		

 The mix of occupations points to the ability of a region to support an industry and its flexibility to adapt to future demand. Industry wages are a component of the cost of labor for regional employers.

Employment Distribution by Type

The table below shows the employment mix by ownership type for Plastics and Rubber Products Manufacturing for the Seguin Zip Code. Four of these ownership types — federal, state, and local government and the private sector — together constitute “Covered Employment” (employment covered by the Unemployment Insurance programs of the United States and reported via the Quarterly Census of Employment and Wages).

“Self-Employment” refers to unincorporated self-employment and represents workers whose primary job is self-employment (that is, these data do not include workers whose primary job is a wage-and-salary position that is supplemented with self-employment).



	Empl	%
Private	369	99.8%
Self-Employment	1	0.2%



Source: JobsEQ®

 Strong entrepreneurial activity is indicative of growing industries. Using self-employment as a proxy for entrepreneurs, a higher share of self-employed individuals within a regional industry points to future growth.

Postsecondary Programs Linked to Plastics and Rubber Products Manufacturing

Program	Awards
Texas Lutheran University	
Accounting	16
Business Administration and Management, General	59
Computer Science	6

Source: [JobsEQ®](#)

-  The number of graduates from postsecondary programs in the region identifies the pipeline of future workers as well as the training capacity to support industry demand.
-  Among postsecondary programs at schools located in the Seguin Zip Code, the sampling above identifies those most linked to occupations relevant to Plastics and Rubber Products Manufacturing. For a complete list see JobsEQ®, <http://www.chmuraecon.com/jobseq>

Seguin Zip Code Regional Map



Region Definition

Seguin Zip Code is defined as the following zip code tabulation areas:

ZCTA 78123

ZCTA 78155

Data Notes

- Industry employment and wages (including total regional employment and wages) are as of 2021Q3 and are based upon BLS QCEW data, imputed by Chmura where necessary, and supplemented by additional sources including Census ZBP data. Employment forecasts are modeled by Chmura and are consistent with BLS national-level 10-year forecasts.
- Occupation employment is as of 2021Q3 and is based on industry employment and local staffing patterns calculated by Chmura and utilizing BLS OES data. Occupation wages are per the BLS OES data and are as of 2020.
- GDP is derived from BEA data and imputations by Chmura. Productivity (output per worker) is calculated by Chmura using industry employment and wages as well as GDP and BLS output data. Supply chain modeling including purchases by industry are developed by Chmura.
- Postsecondary awards are per the NCES and are for the 2019-2020 academic year.
- Establishment counts are per the BLS QCEW data.
- Figures may not sum due to rounding.

FAQ

What is (LQ) location quotient?

Location quotient is a measurement of concentration in comparison to the nation. An LQ of 1.00 indicates a region has the same concentration of an industry (or occupation) as the nation. An LQ of 2.00 would mean the region has twice the expected employment compared to the nation and an LQ of 0.50 would mean the region has half the expected employment in comparison to the nation.

What is annual demand?

Annual demand is a of the sum of the annual projected growth demand and separation demand. Separation demand is the number of jobs required due to separations—labor force exits (including retirements) and turnover resulting from workers moving from one occupation into another. Note that separation demand does not include all turnover—it does not include when workers stay in the same occupation but switch employers. Growth demand is the increase or decrease of jobs expected due to expansion or contraction of the overall number of jobs.

What is the difference between industry wages and occupation wages?

Industry wages and occupation wages are estimated via separate data sets, often the time periods being reported do not align, and wages are defined slightly differently in the two systems (for example, certain bonuses are included in the industry wages but not the occupation wages). It is therefore common that estimates of the average industry wages and average occupation wages in a region do not match exactly.